



# Investor presentation

Securing the Digital Transformation  
Building a safer world - **one app at a time**

Philippe Courtot, Chairman and CEO  
Melissa Fisher, CFO

February 12<sup>th</sup>, 2020

# Safe Harbor

This presentation includes forward-looking statements within the meaning of the federal securities laws. Forward-looking statements generally relate to future events or our future financial or operating performance. Forward-looking statements in this presentation include, but are not limited to, the following list:

- our business and financial performance and expectations for future periods, including the rate of growth of our business and market share gains;
- our ability to sell additional solutions to our customer base and the strength of demand for those solutions;
- our plans regarding the development of our technology and its expected timing;
- our expectations regarding the capabilities of our platform and solutions;
- the anticipated needs of our customers;
- our strategy, the scalability of our strategy, our ability to execute our strategy and our expectations regarding our market position;
- the expansion of our platform and our delivery of new solutions;
- the expansion of our partnerships and the related benefits of those partnerships; and
- our ability to effectively manage our costs

Our expectations and beliefs regarding these matters may not materialize, and actual results in future periods are subject to risks and uncertainties that could cause actual results to differ materially from those projected. These risks include those set forth in our filings with the Securities and Exchange Commission, including our latest Form 10-Q and 10-K. The forward-looking statements in this presentation are based on information available to us as of today, and we disclaim any obligation to update any forward-looking statements, except as required by law.

We also remind you that this presentation will include a discussion of GAAP and non-GAAP financial measures. The non-GAAP financial measures are not intended to be considered in isolation or as a substitute for results prepared in accordance with GAAP. The GAAP financial measures, and a reconciliation of the non-GAAP financial measures discussed in this presentation to the most directly comparable GAAP financial measures are included in the appendix of this presentation.

# Market and Investment Opportunity

## The Power of the Qualys Cloud Platform

One stack to consolidate traditional enterprise IT/security/compliance solutions and secure the Digital Transformation

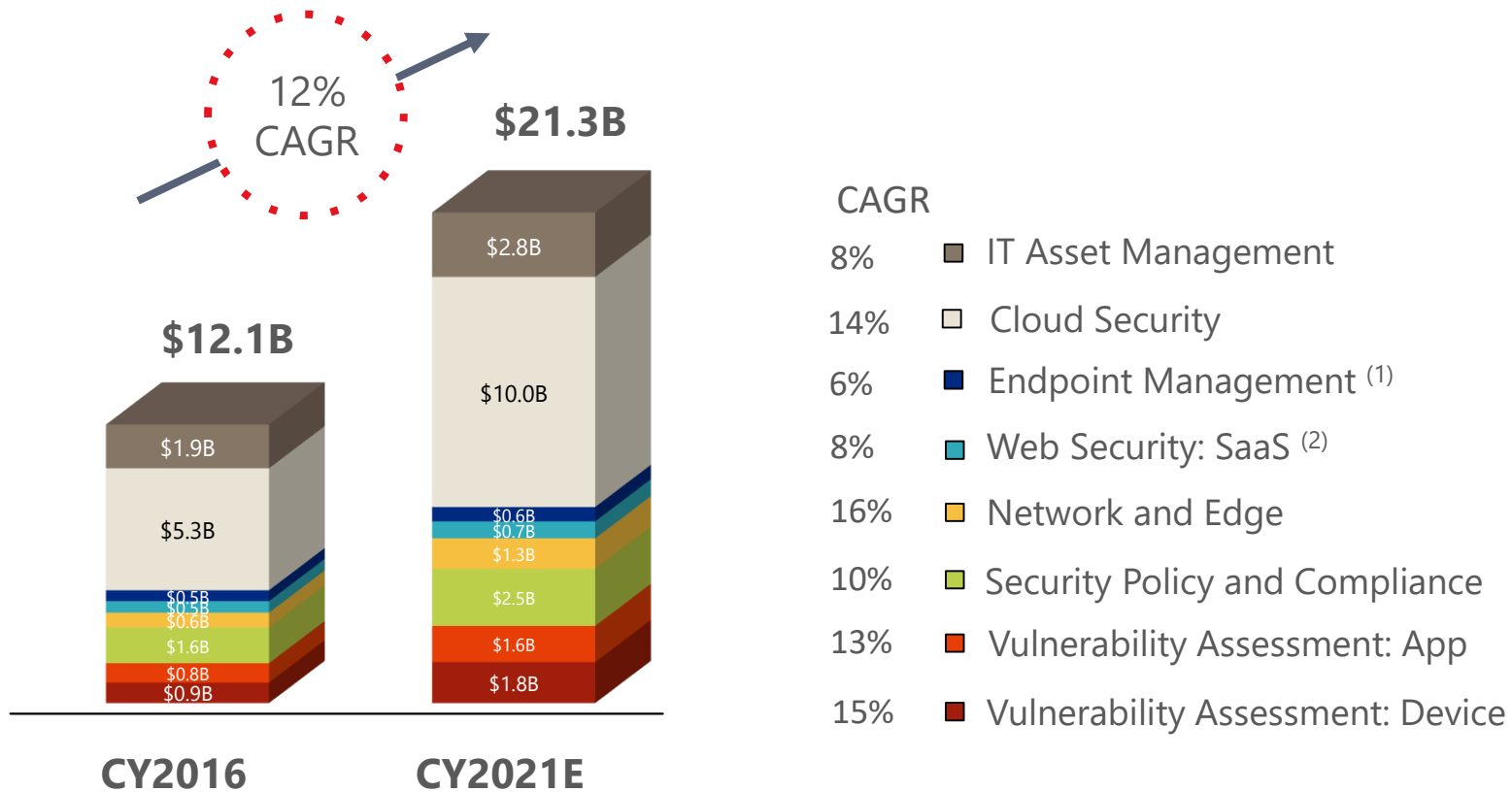


# Investment Highlights

- ✓ Industry-leading Cloud Security and Compliance Platform
- ✓ Multiple levers of recurring revenue growth
- ✓ Scalable business model and industry-leading profitability
- ✓ Uniquely positioned to capitalize on stack consolidation and move to the cloud

# Expanding Market Opportunity

Driven by Increasing Apps on Qualys' Cloud Platform



Qualys' current Total Addressable Market

(1) 2017 to 2021E period  
 (2) 2015 to 2020E period

Source: IDC

# Blue Chip Global Customer Base

70% of the Forbes Global 50, 46% of Global 500, and 25% of Global 2000 standardized on Qualys

## 15,700+ Customers



Note: Customers include active subscribers of our free services

# Scalable Go-to-market Model

Market segmentation & key strategic partners



# Attractive Value Proposition for Partners

High-margin recurring revenue with no capex /maintenance costs

### MSSPs Telcos

Logos of MSSPs and Telcos: Verizon, NTT, DXC, SecureWorks, Fujitsu, Orange, BT, Deutsche Telekom, IBM, AT&T.

### Outsourcing Providers

Logos of Outsourcing Providers: Accenture, HCL, Mphasis, TATA, Wipro, Cognizant, Tech Mahindra, Atos, Infosys.

### VAS Resellers

Logos of VAS Resellers: Optiv, Computacenter, Dimension Data, GuidePoint, Control Gap, Presidio, CRKON, Sirius, CJEN, Blue Cube, Compass.

### Consultants

Logos of Consultants: Tekmark, LAC, PwC, Deloitte, Sysnet, CynergisTek, The Digital Trust Group, BAI, Compass IT Compliance.



# Global Presence

**15,700+**  
Customers

**130+**  
Countries

**8**  
Shared Platforms

**97**  
Private Clouds

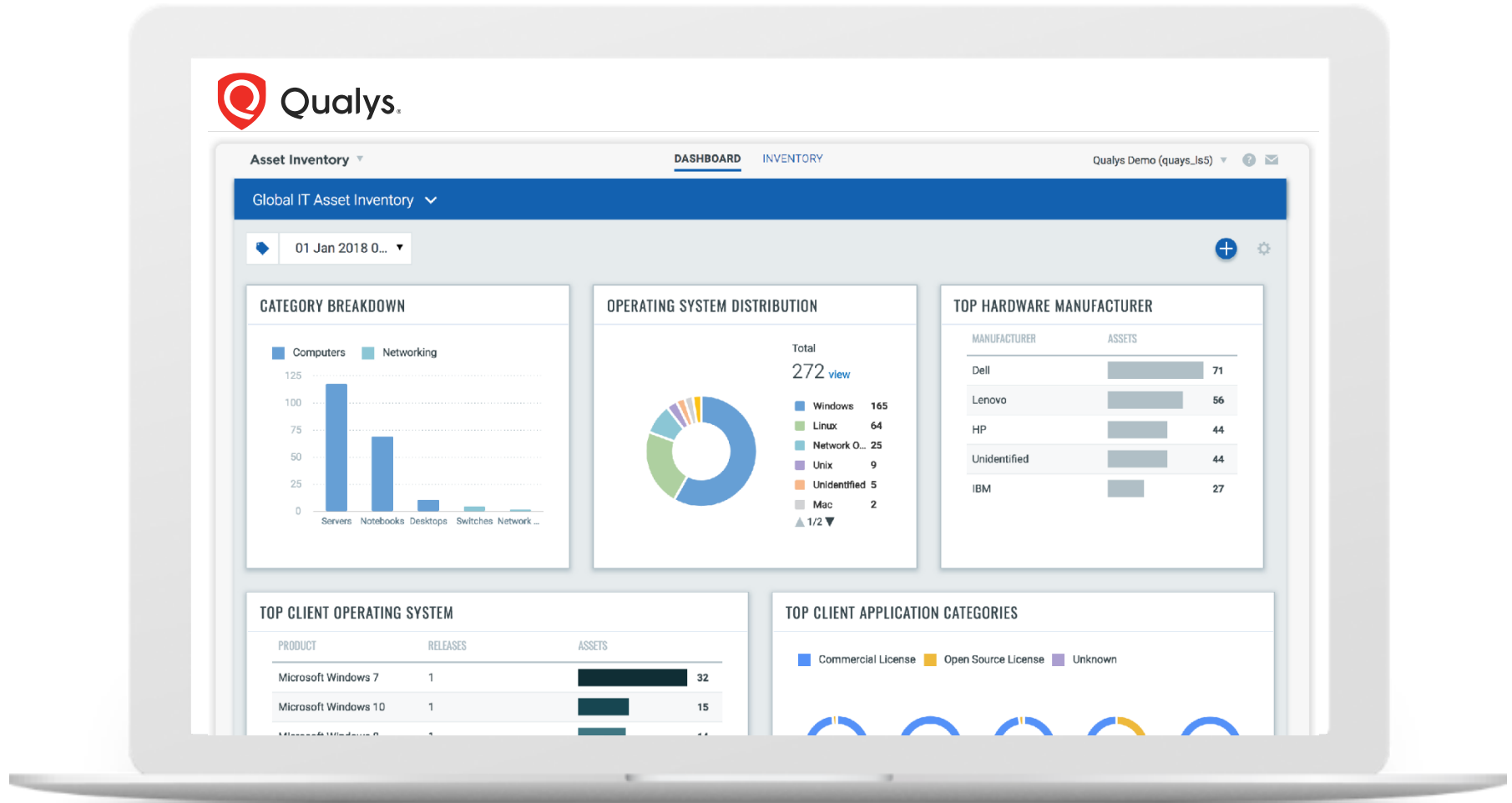
**54**  
Locations



● Qualys' Shared Platforms  
● Qualys' Locations

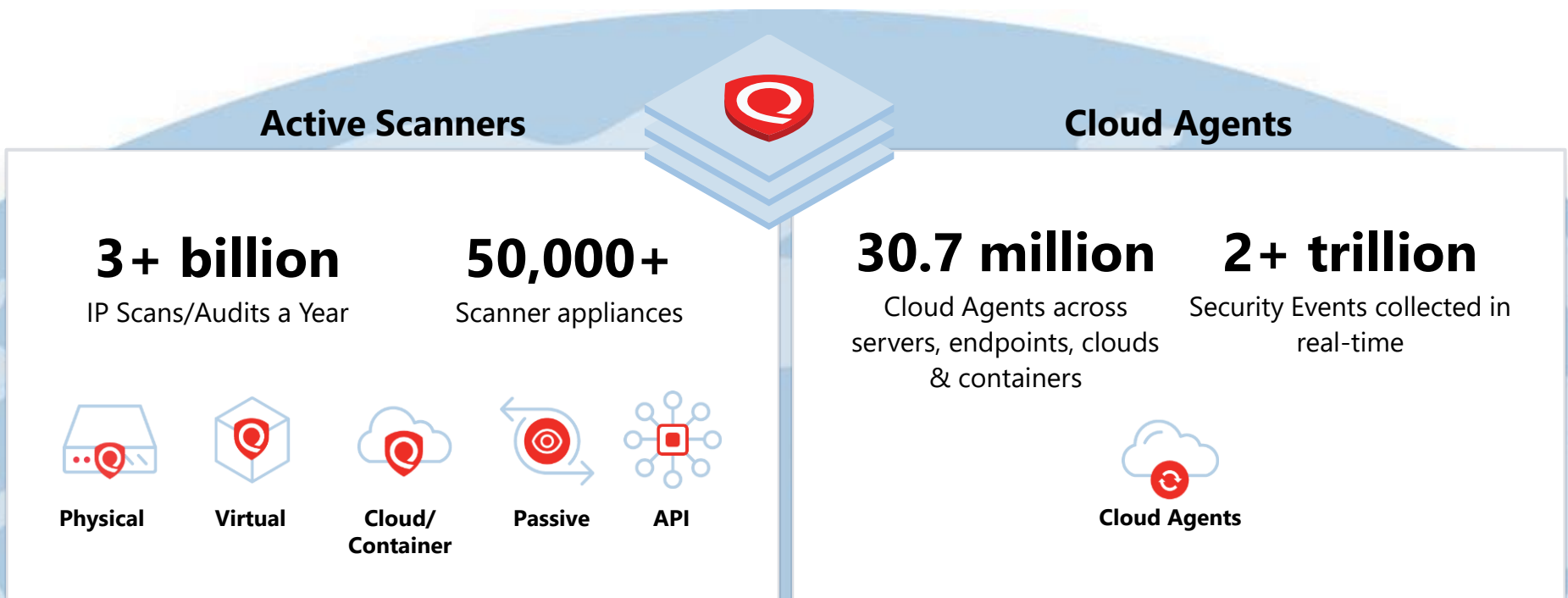
Note: Customers include active subscribers of our free services

# Qualys Cloud Platform and Roadmap



# Global Visibility Across Hybrid IT Environments Enables Superior Security

Scalable, extensible, self-updating & centrally managed



**3+ trillion data points**

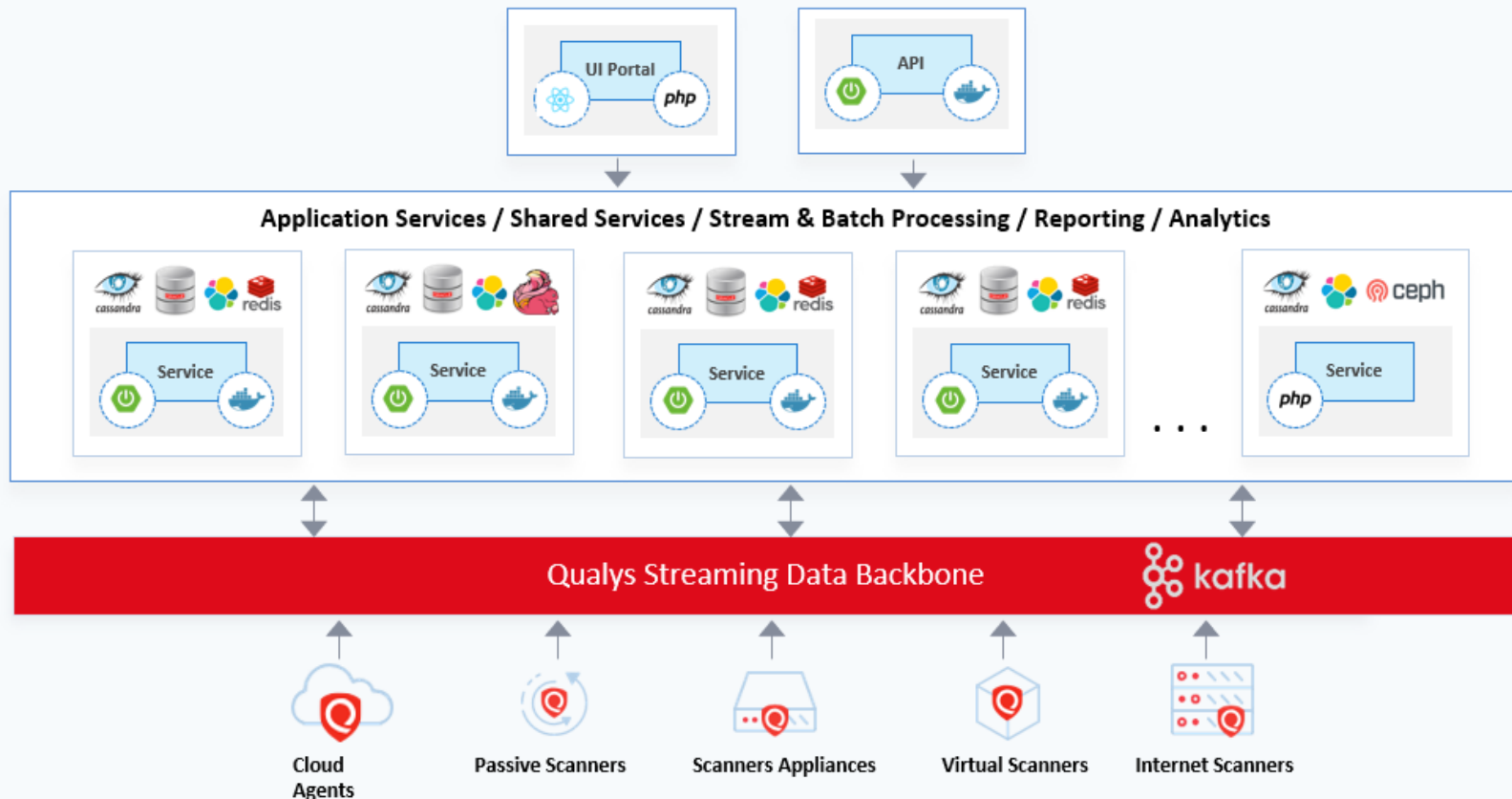
Indexed on Elasticsearch Clusters, giving 2-second visibility

# Qualys Cloud Platform


Scalable, Extensible, Micro-services, DevOps

Integrated Suite of Applications

AI VM CM TP FIM PC PCI SAQ IOC WAS WAF SYN ...



# Cloud Platform Enables Vendor and Stack Consolidation



# Increasing Number of Apps Delivered Through the Qualys Cloud Platform

19

integrated apps  
and counting



## GLOBAL IT ASSET MANAGEMENT

- AI** Asset Inventory
- SYN** CMDB Sync
- CRI** Certificate Inventory

## COMPLIANCE

- PC** Policy Compliance
- SCA** Security Configuration Assessment
- PCI** PCI Compliance
- FIM** File Integrity Monitoring
- SAQ** Security Assessment Questionnaire
- OCA** Out-of-Band Configuration Assessment

## WEB APP SECURITY

- WAS** Web App Scanning
- WAF** Web App Firewall

## IT SECURITY

- VM** Vulnerability Management
- TP** Threat Protection
- CM** Continuous Monitoring
- PM** Patch Management
- IOC** Indication of Compromise

## CLOUD/CONTAINER SECURITY

- CI** Cloud Inventory
- CSA** Cloud Security Assessment
- CS** Container Security

# Qualys Ubiquity Play

## Introducing our Global IT Asset Discovery and Inventory as a Free Service

Qualys Global IT Asset Inventory (AI) gives you a “single source of truth” for IT assets of all types, whether on-prem (devices and applications), mobile endpoints, clouds, containers, OT and IoT.

“You cannot secure what you don’t know or can’t see”



# Qualys Ubiquity Play

Single source of truth for IT and Security teams managing assets in hybrid environments.

## Free Features:

- Real-time inventory of known and unknown assets across global IT footprint
- Search across millions of assets and obtain full visibility of any device in seconds
- Instantly detect any device that connects to a user's networks via passive scanning technology

## Additional Paid Features:

- Synchronization of assets with the ServiceNow CMDB
- Full life cycle software inventory
- Automatically quarantine unknown or known devices that have been deemed out of compliance or compromised



# Introducing Qualys VMDR<sup>®</sup>

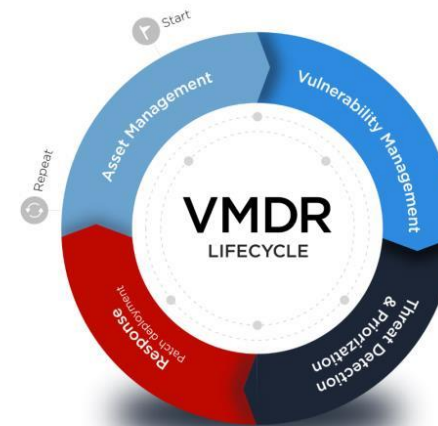
## Next Generation Vulnerability Management Solution

### Bringing Vulnerability Management to the Next Level

VMDR takes vulnerability management to the next level by providing the power to continuously detect vulnerability and misconfigurations across the entire global hybrid IT environment and respond in real-time to mitigate or remediate assets that are vulnerable or already compromised from a single platform with built-in orchestration. VMDR bundles Asset Discovery and Inventory with Vulnerability Assessment and Patch Detection as a single app. It is effortless to deploy on a global scale, and priced as a fully bundled solution, drastically saving deployment, administration and software subscription costs.

VMDR uniquely provides customers with full visibility across their entire global IT environment and combines this with a state-of-the-art prioritization engine that also takes into account misconfigurations and digital certificate security exposures. Thus, VMDR provides the foundation for a comprehensive risk-based vulnerability management program that does not solely rely on CVE- based vulnerabilities and arbitrary risk scores, which can give a false sense of security.

VMDR will be unveiled on February 25th at QSC San Francisco at the Four Seasons ([register here](#)) and is expected to go full GA by the end of March 2020.



VMDR with Built-in Orchestration

**Figure 1: Evolution in vulnerability management**

1st generation	2nd generation	3rd generation
<ul style="list-style-type: none"><li>• Scan periodically</li><li>• Identify vulnerabilities</li><li>• Present list of vulnerabilities IT/security team</li><li>• Manually prioritize and remediate</li></ul>	<ul style="list-style-type: none"><li>• Take scan data from any scanner</li><li>• Ingest threat intel (mainly open source)</li><li>• Apply analytics/machine learning</li><li>• Provide a prioritized list of vulnerabilities, in some cases with recommended remedial actions</li></ul>	<ul style="list-style-type: none"><li>• End-to-end workflow</li><li>• Discover all assets in hybrid IT environment</li><li>• Scan and identify vulnerabilities</li><li>• Prioritize vulnerabilities</li><li>• Take remedial action, apply patches</li></ul>

Source: Ovum

# Additional Apps to Come in 2020

## **Certificate Management**

Automated renewing and management of digital certificates\*

## **Cloud Security Management**

Remediation and management of cloud vulnerabilities\*

## **Run-Time Container Security**

Runtime defense and automated policy enforcement to protect against breaches and anomalies\*

## **Secure Access Control**

Respond to threats automatically by controlling access to critical resources

## **Secure Enterprise Mobility**

Continuous visibility, security and compliance of enterprise mobile devices

## **Data Lake / SIEM**

Coalesce data into a centralized security data lake and provide advanced correlation & analytics to generate unique insights

## **EDR**

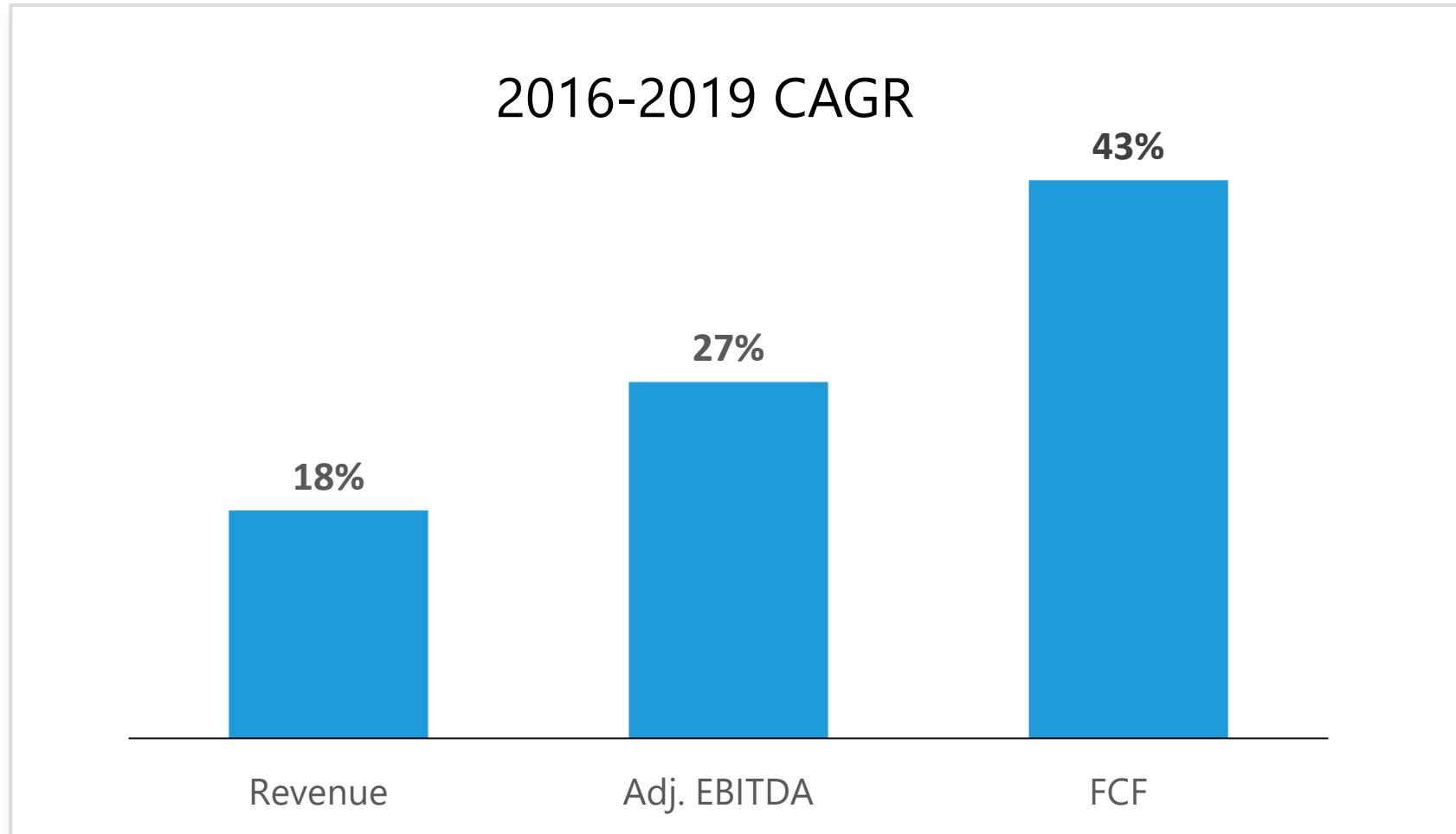
Continuously monitor and discover, investigate and respond to advanced security threats

Note: Target Beta time frame

\* Currently in Beta

# Scalable Business Model

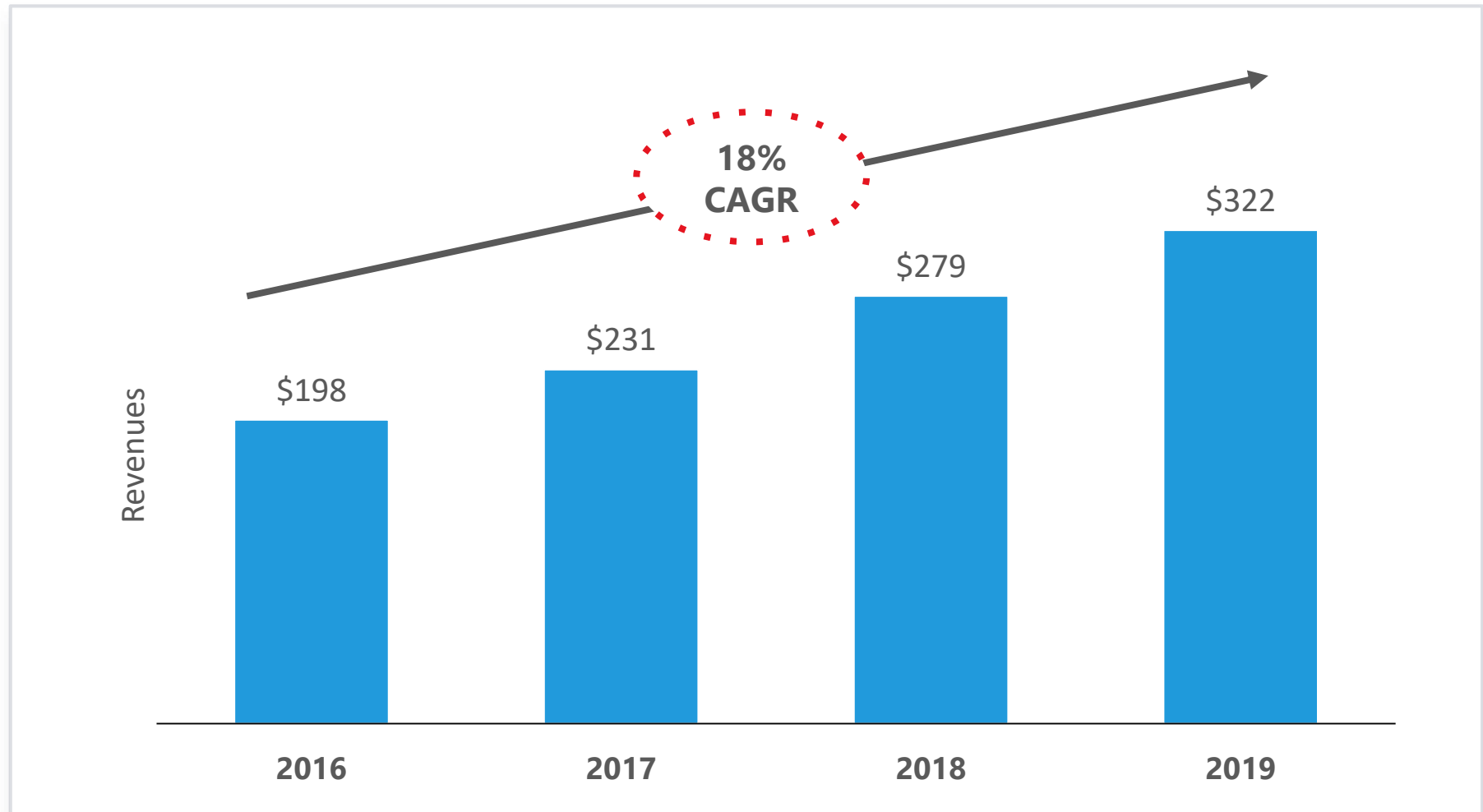
Strong and Consistent Performance



# Strong Organic Revenue Growth

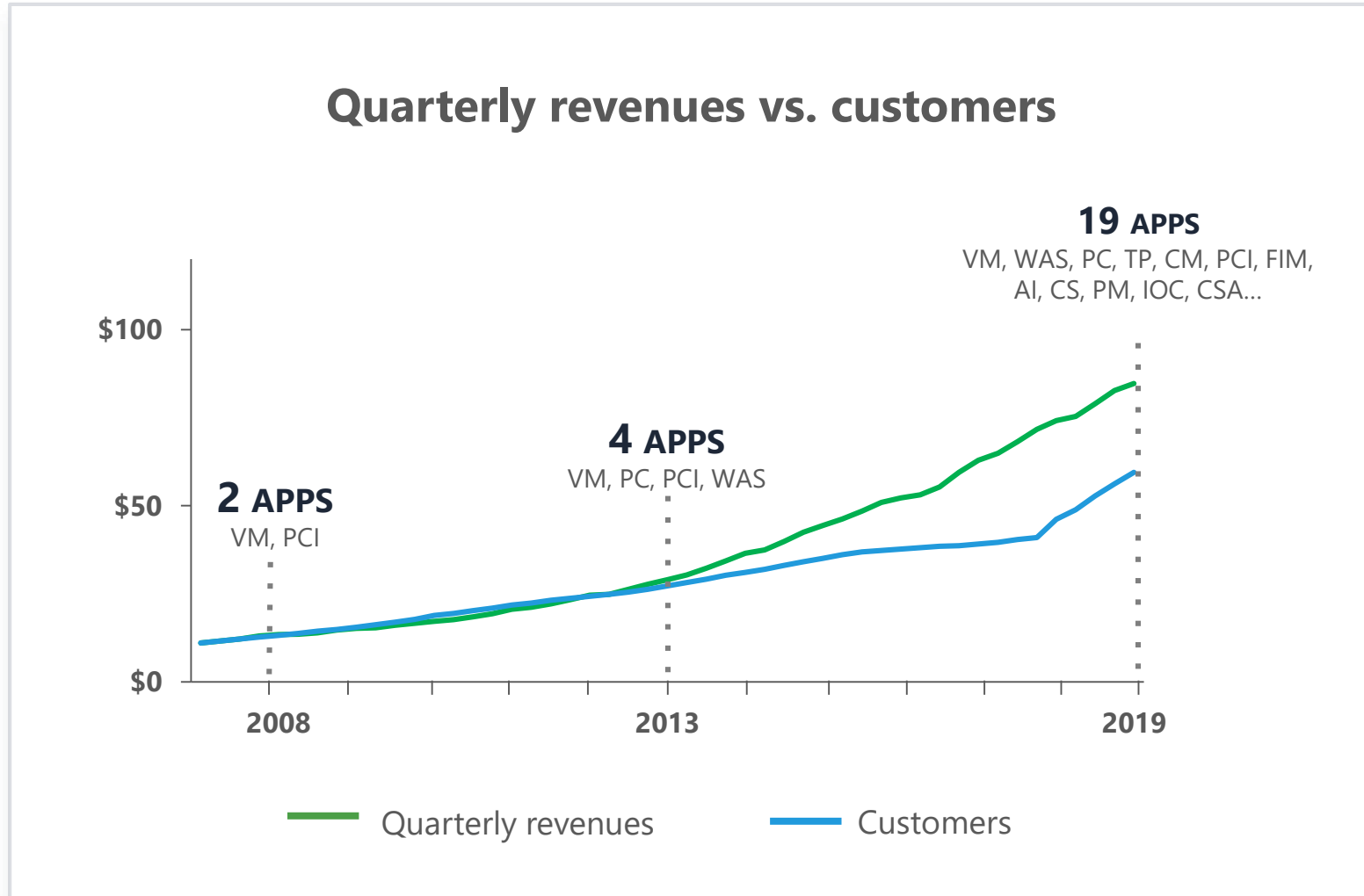
Outperforming market and gaining share

(\$ in millions)



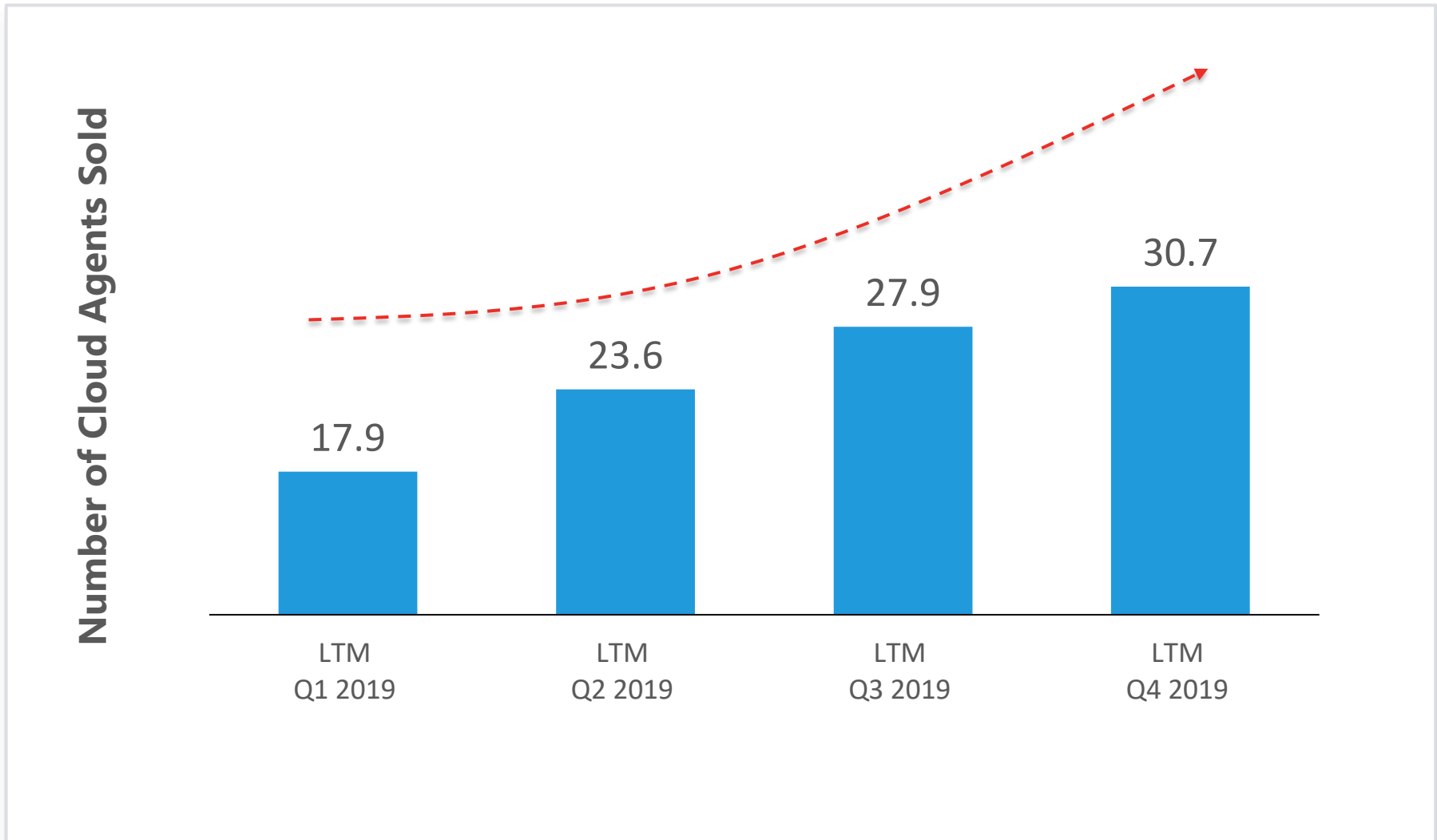
# Adoption of New Solutions Fuels Growth and Profitability

(\$ in millions)

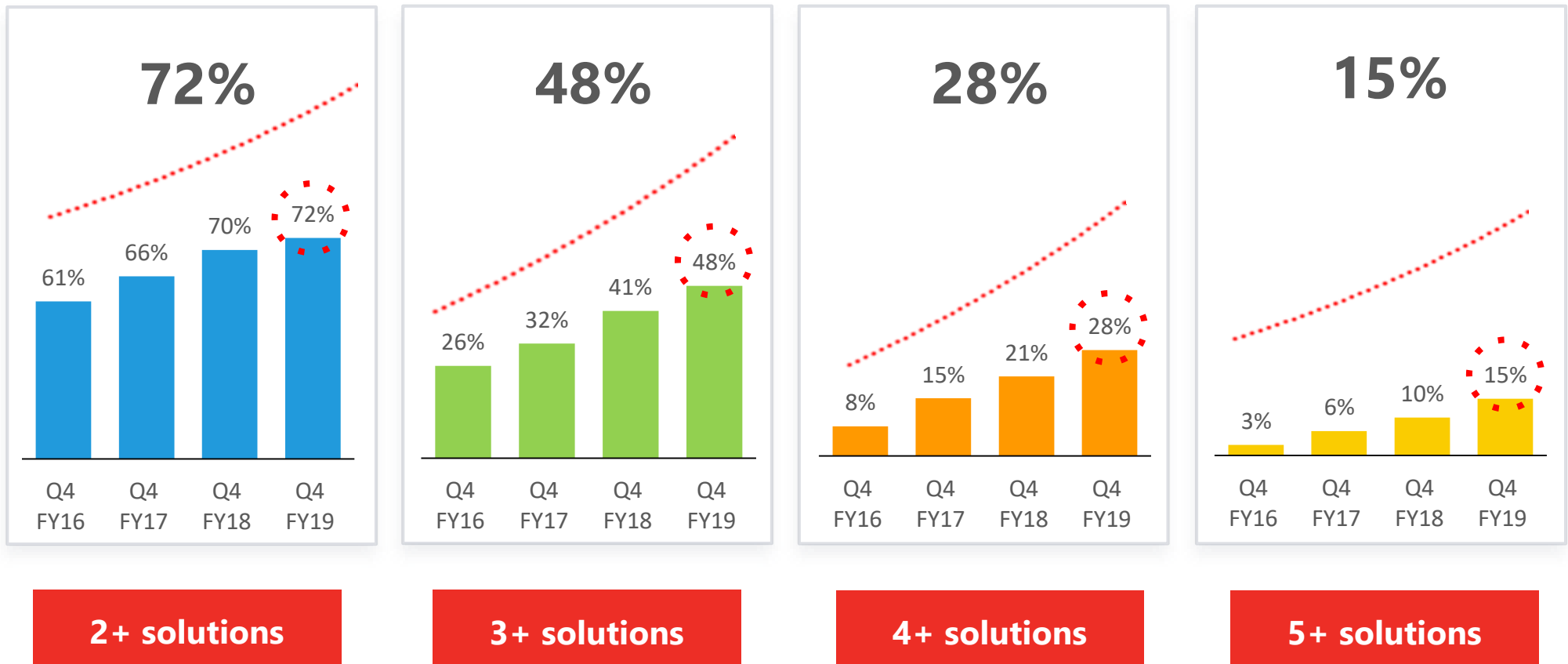


# New Apps Enabled by Cloud Agents

(Units in millions)



# Platform Adoption Accelerating

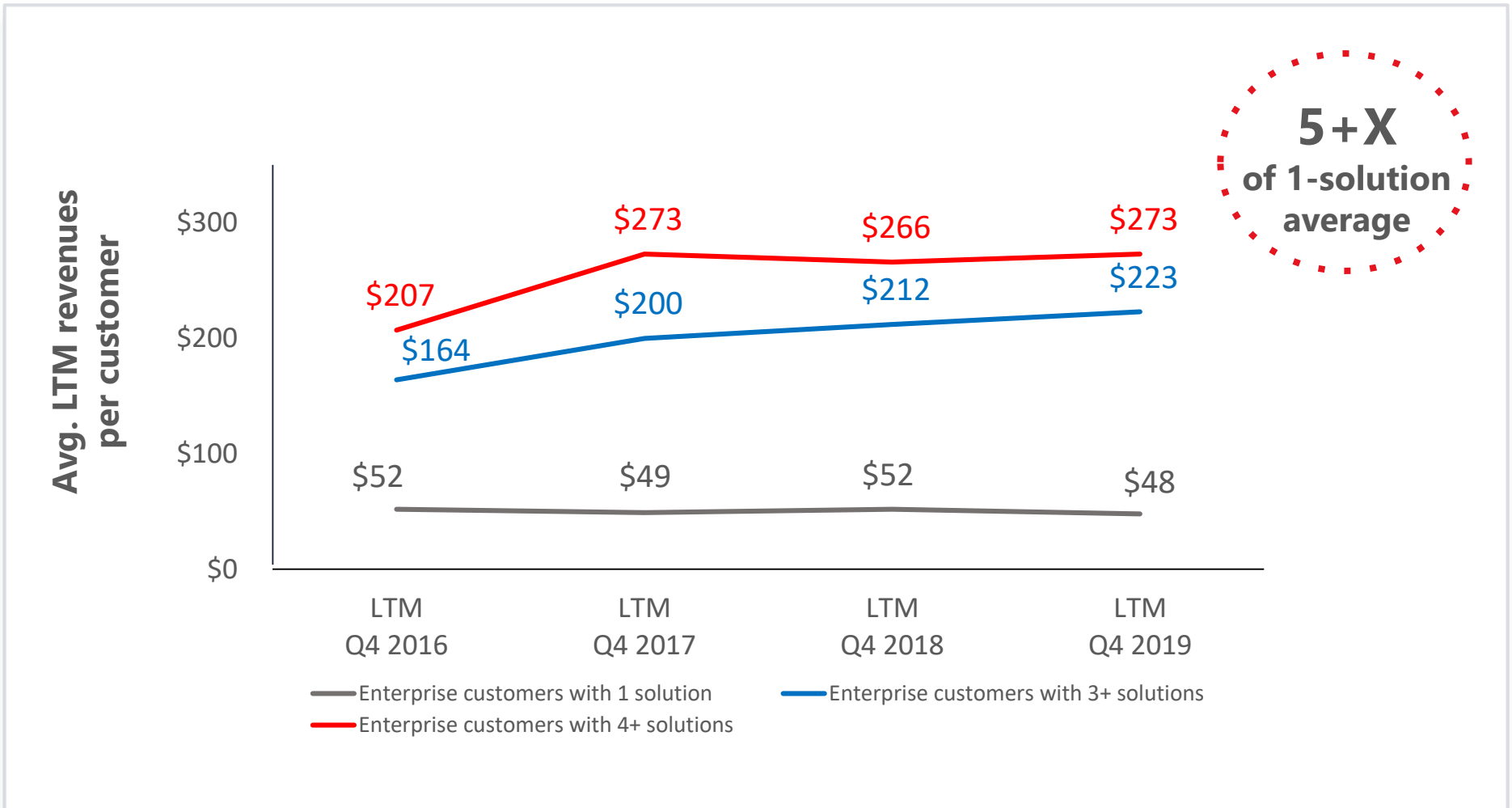


% of Enterprise customers with select number of solutions

# Multiplier Effect

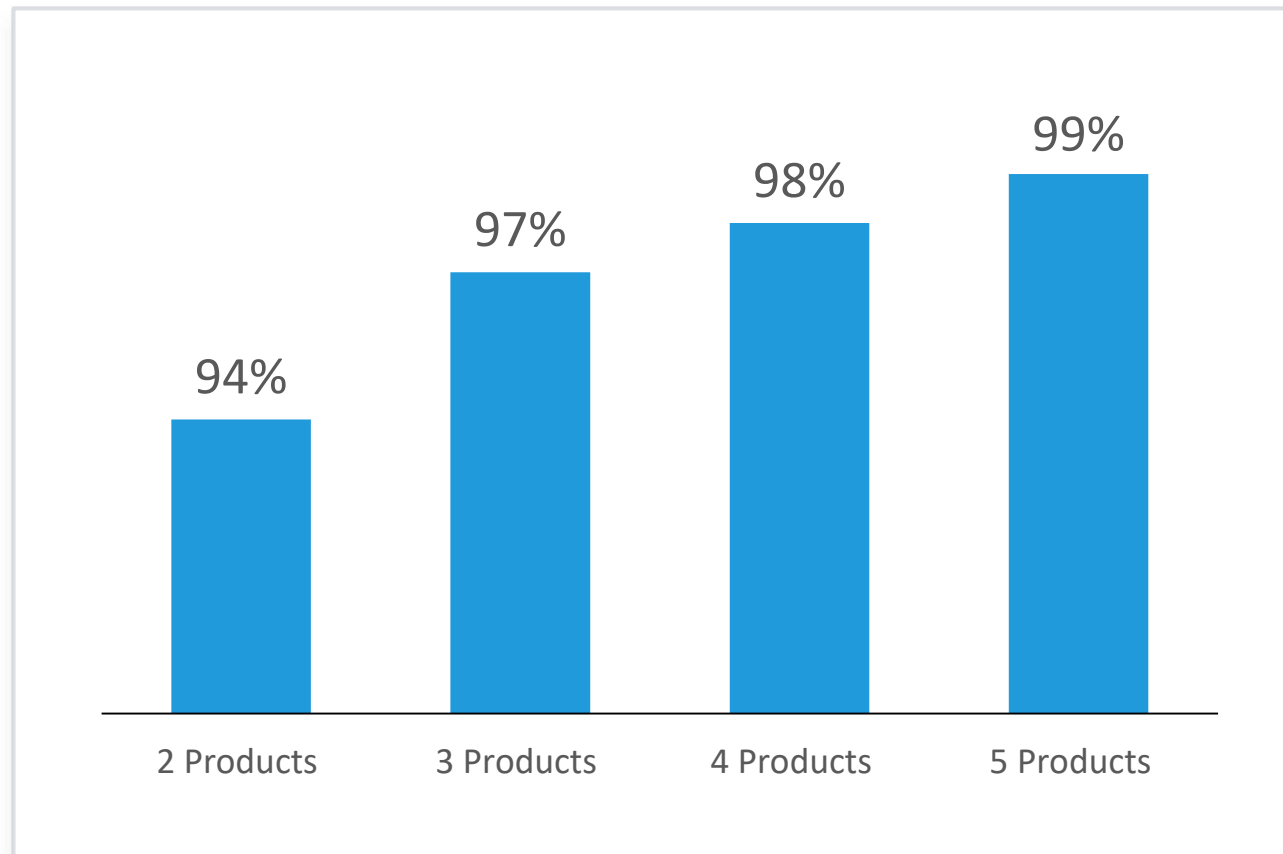
Enterprise customers with 4+ solutions spend over 5x that of 1-solution customers

(\$ in thousands)





# Multi-Product Adoption Drives Increased Stickiness

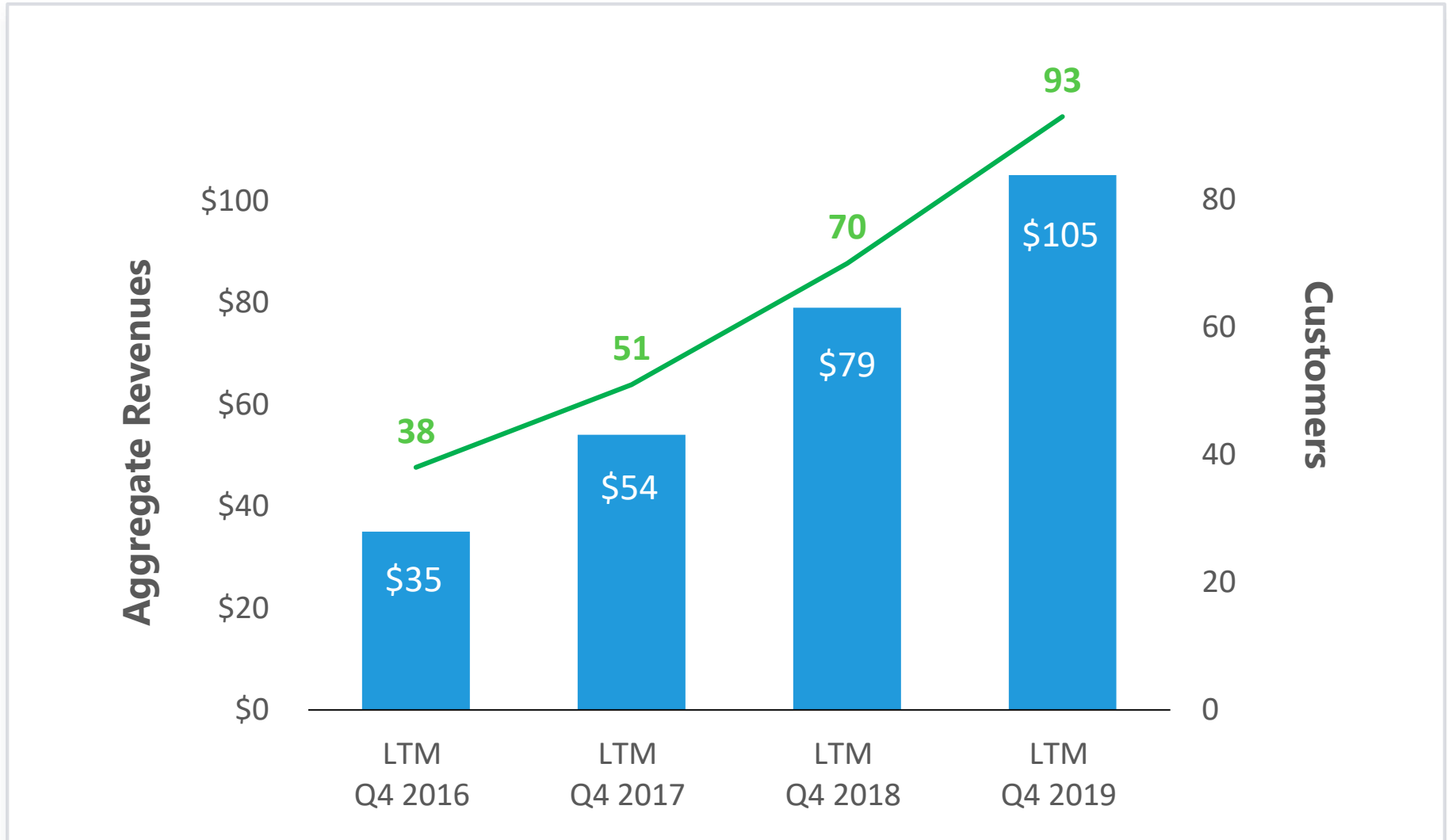


**2019 Enterprise Gross Dollar Retention Rate**

Note: Dollar Retention Rate is the retention rate of prior year Enterprise ARR (excluding upsell and downsell) averaged over the last four quarters

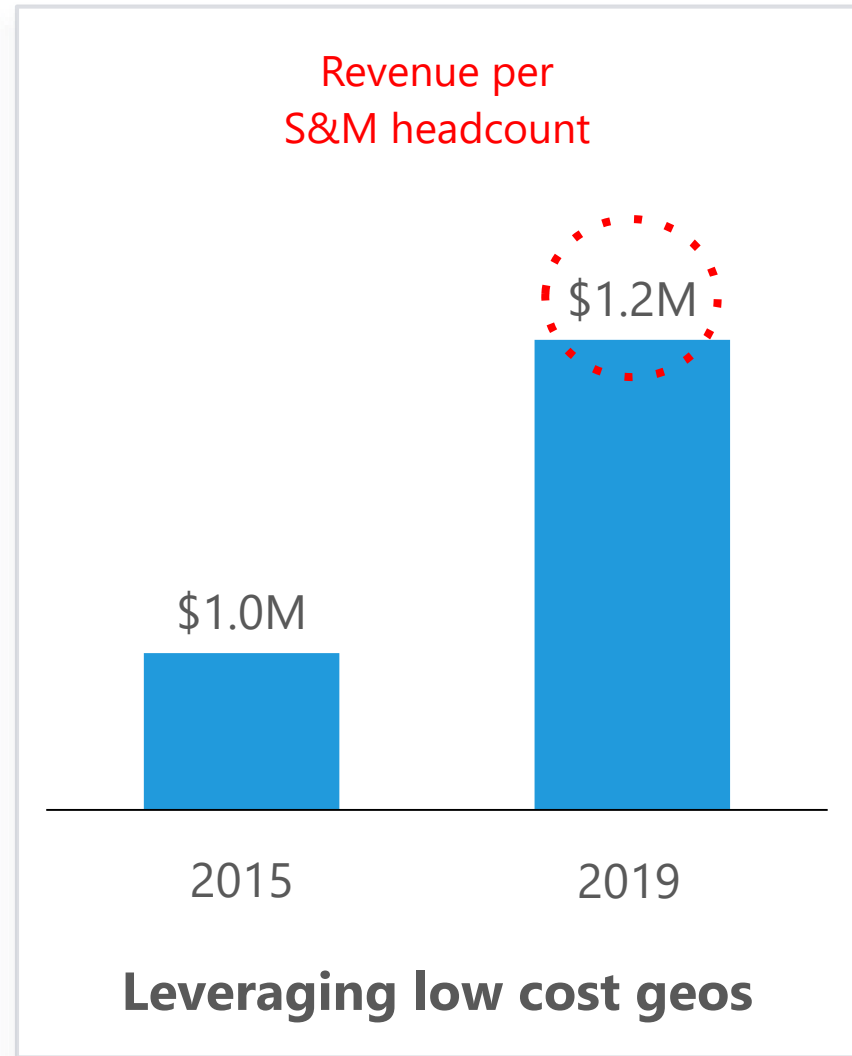
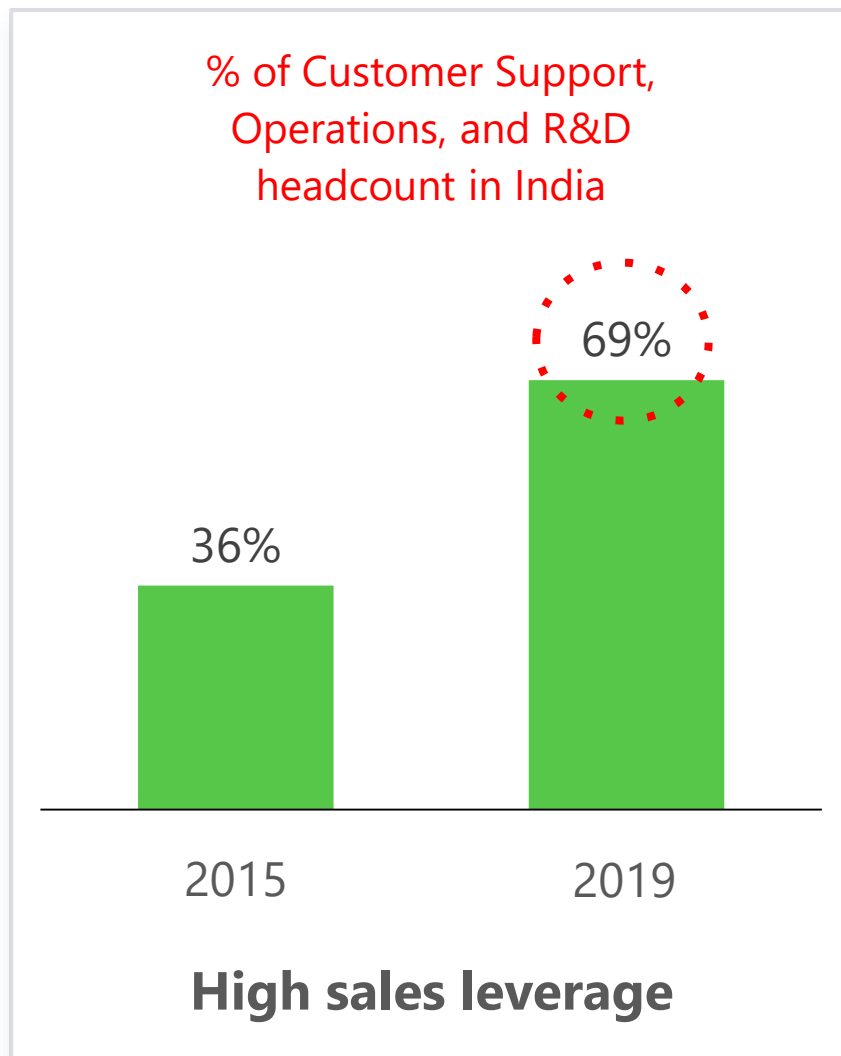
# Increasing Number of Large Customers

(\$ in millions)



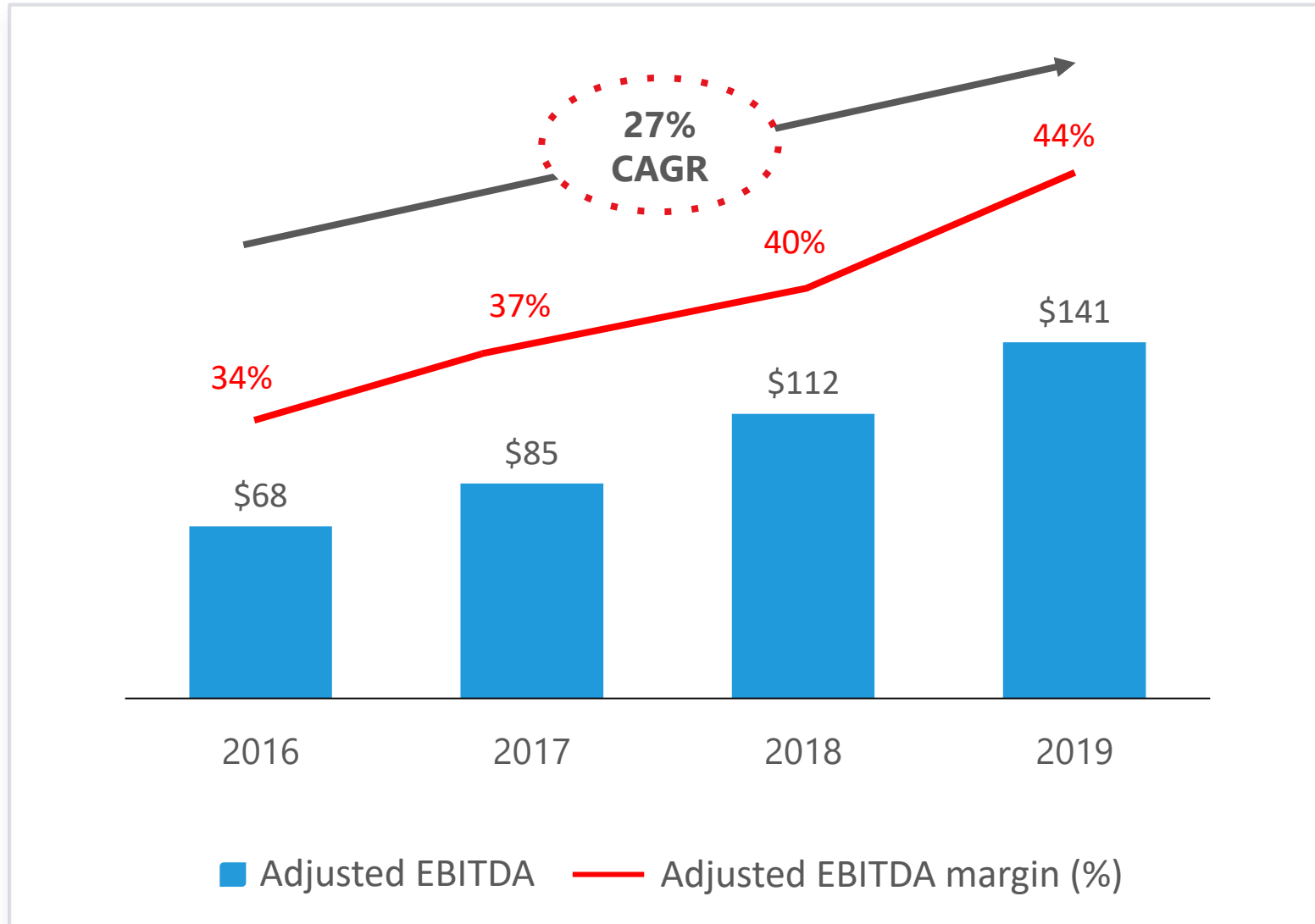
Note: Customer count is defined as customers with greater than \$500K in annual revenue

# Cloud Platform Enables Scalable Operational Model



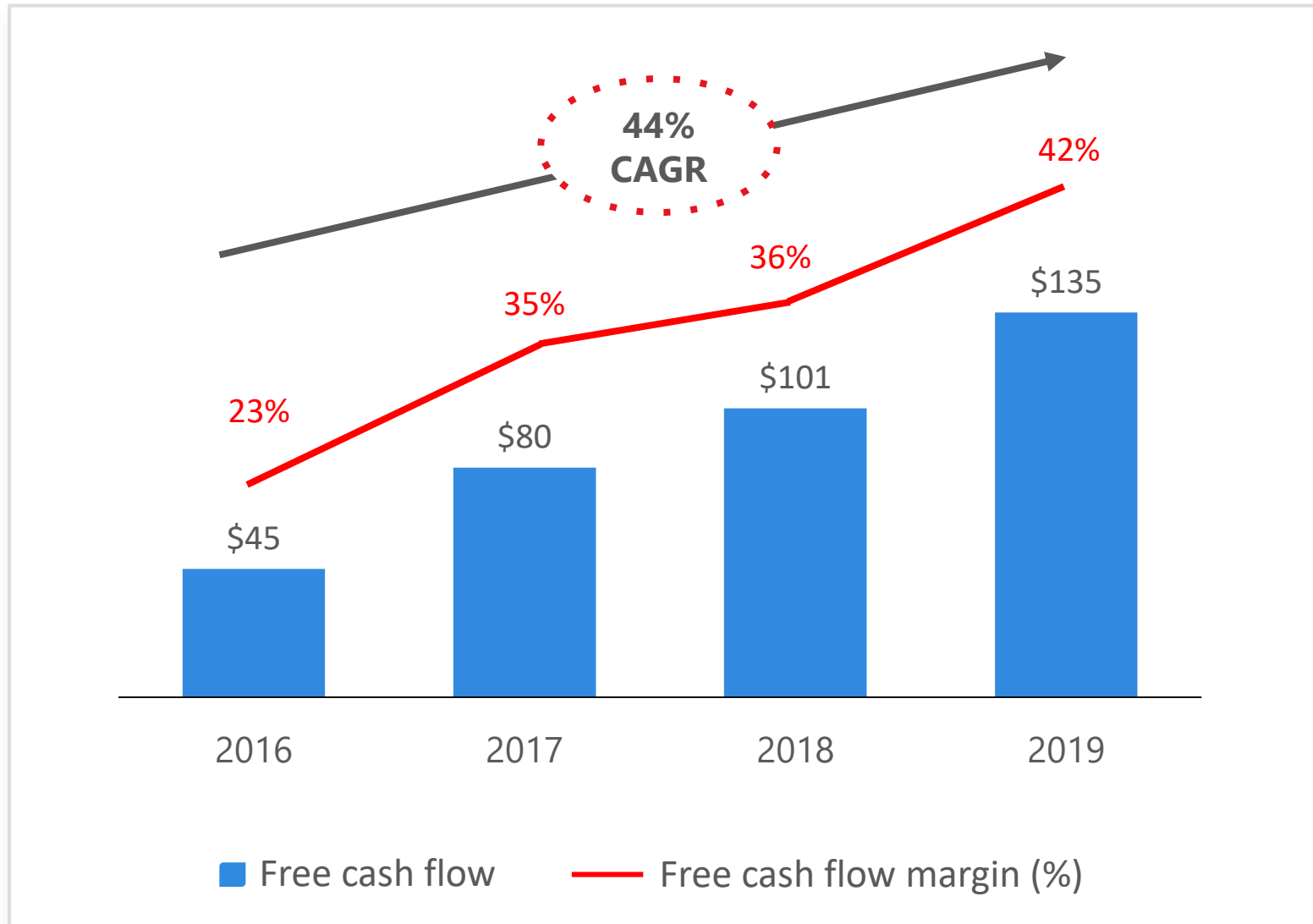
# Expanding Margins

(\$ in millions)



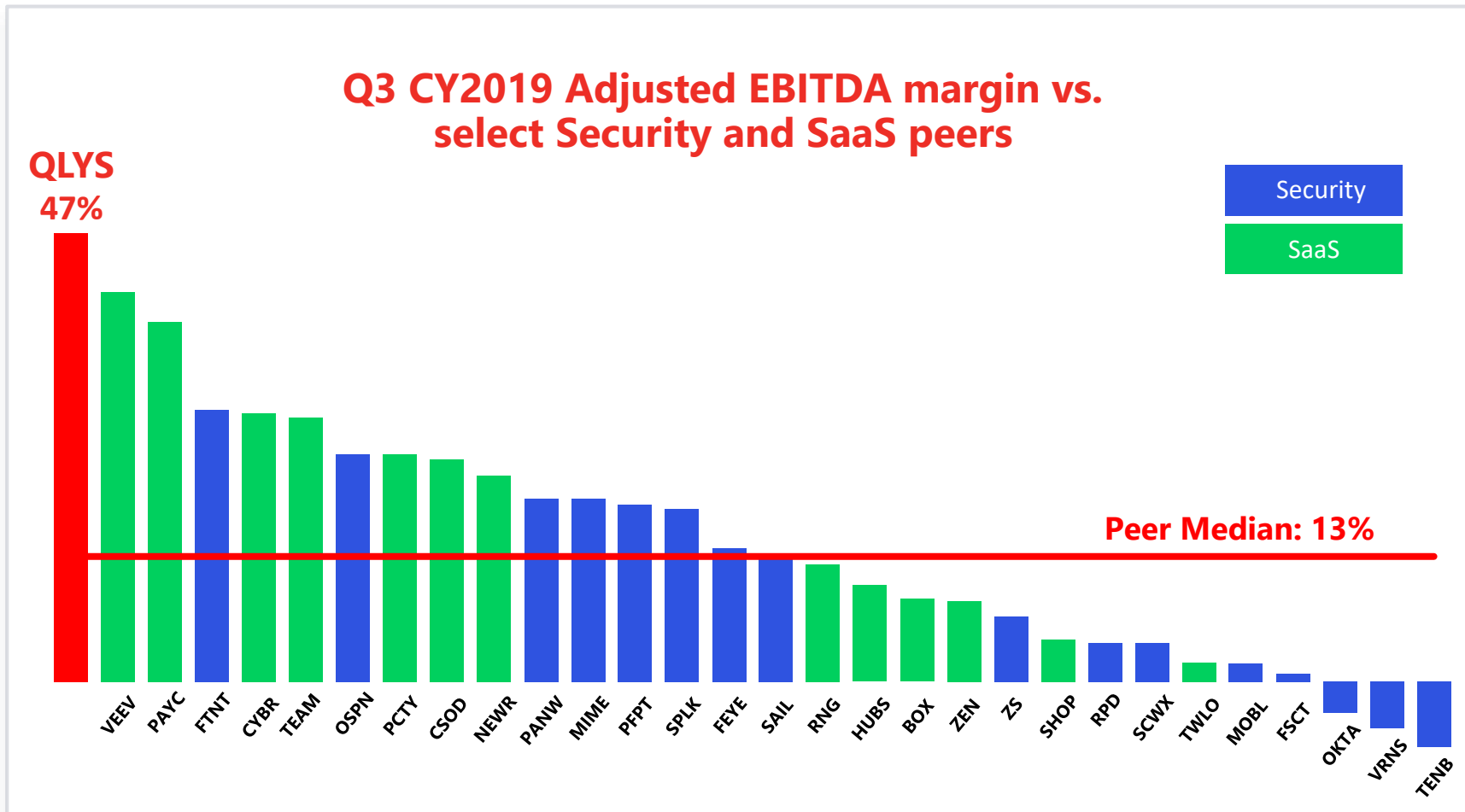
# Increasing Free Cash Flow

(\$ in millions)

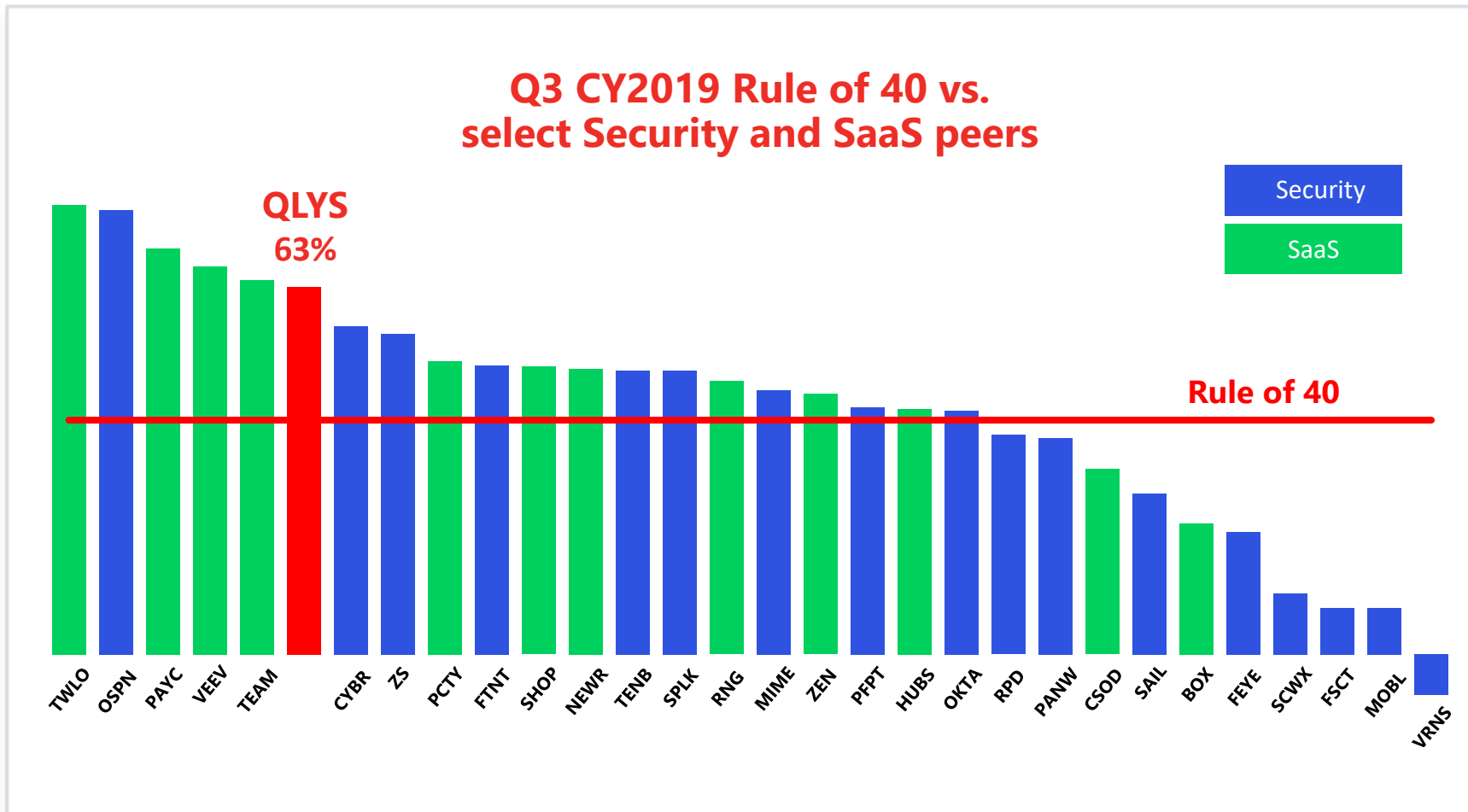


Note: 2017 & 2019 non-GAAP Free cash flow normalized for headquarters office facility costs (net)

# Industry-leading Margins



# Industry-leading Performance



# Unique Advantages of the Qualys' Cloud Platform

Single-pane-of-glass-view across on-premises assets, endpoints, containers and cloud environments



## No hardware to buy or manage

Nothing to install or manage, and all services are accessible in the cloud via web interface. Qualys operates and maintains everything.



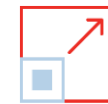
## Lower operating costs

With everything in the cloud, there are no capital expenditures, no extra human resources needed, and no infrastructure or software to buy and maintain.



## Easy to deploy and maintain

Easily perform assessments on geographically distributed and segmented networks at the perimeter, behind the firewall, on dynamic cloud environments and endpoints.



## Unprecedented scaling

Qualys Cloud Platform is a scalable, end-to-end solution for all aspects of IT security. Once deployed, seamlessly add new coverage, users and services as you need them.



## Always Up-to-date

Qualys has the largest knowledge base of vulnerability signatures in the industry and performs over 3 billion IP scans per year. All security updates are made in real time.



## Data stored securely

Vulnerability data is securely stored and processed in an n-tiered architecture of load-balanced servers. Our encrypted databases are physically and logically secure.

## Available as a Public or on-premises Private Cloud

### Full server rack

For governments, enterprises, and MSSPs

### Virtual rack

For governments, enterprises, and MSSPs

### Standalone appliance

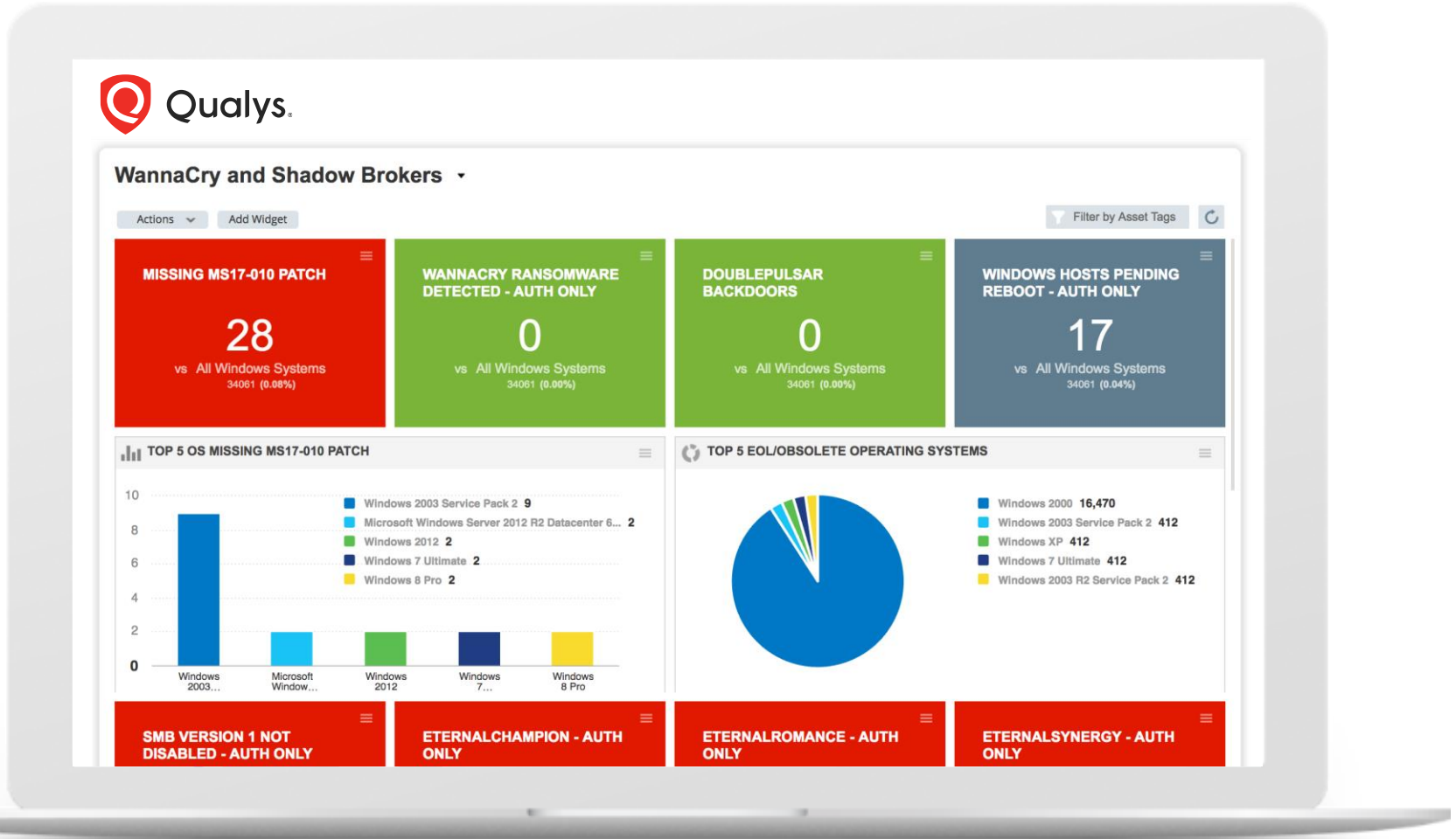
For small businesses

FedRAMP authorized





# Appendix



# Increasing Number of Apps Delivered Through the Qualys Cloud Platform

## IT SECURITY

---

- VM Vulnerability Management**  
Continuously detect and protect against attacks, anytime, anywhere
- TP Threat Protection**  
Pinpoint your most critical threats and prioritize patching
- CM Continuous Monitoring**  
Alerts you in real time about network irregularities

- PM Patch Management**  
Streamline and accelerate vulnerability remediation for all IT assets
- IOC Indication of Compromise**  
Continuously monitor endpoints to detect suspicious activity

## GLOBAL IT ASSET MANAGEMENT

---

- AI Asset Inventory**  
Maintain full, instant visibility of all your global IT assets
- SYN CMDB Sync**  
Synchronize asset information from Qualys into ServiceNow CMDB
- CRI Certificate Inventory**  
Inventory of TLS/SSL digital certificates on a global scale

## COMPLIANCE MONITORING

---

- PC Policy Compliance**  
Assess security configurations of IT systems throughout your network
- SCA Security Configuration Assessment**  
Automate configuration assessment of global IT assets
- PCI PCI Compliance**  
Automate, simplify and attain PCI compliance quickly

- FIM File Integrity Monitoring**  
Log and track file changes across global IT systems
- SAQ Security Assessment Questionnaire**  
Minimize the risk of doing business with vendors and other third parties
- OCA Out-of-Band Configuration Assessment**  
Achieve complete visibility of all known IT infrastructure

## CLOUD/CONTAINER SECURITY

---

- CI Cloud Inventory**  
Inventory of all your cloud assets across AWS, Azure, GCP and others
- CSA Cloud Security Assessment**  
Get full visibility and control across all public cloud instances
- CS Container Security**  
Discover, track, and continuously protect containers

## WEB APPLICATION SECURITY

---

- WAS Web Application Scanning**  
Secure web applications with end-to-end protection
- WAF Web Application Firewall**  
Block attacks and virtually patch web application vulnerabilities

# Reconciliation of Adjusted EBITDA

(\$ in millions)

	2016	2017	2018	2019
Net income	\$19.2	\$40.4	\$57.3	\$69.3
Depreciation and amortization of property and equipment	16.6	19.8	25.2	25.1
Amortization of intangible assets	0.4	0.8	3.7	6.1
Interest expense	0.0	0.0	0.2	0.1
Provision for (benefit from) income taxes	11.2	(1.1)	(1.8)	10.6
Stock based compensation	20.1	27.0	30.1	34.9
Other (income) expenses, net	(0.3)	(2.1)	(5.3)	(7.7)
Acquisition-related expense	---	0.1	3.0	2.4
One-time tax related expense	0.7	---	---	---
<b>Adjusted EBITDA</b>	<b>\$67.9</b>	<b>\$84.9</b>	<b>\$112.4</b>	<b>\$140.8</b>

# Reconciliation of Non-GAAP Free Cash Flow

(\$ in millions)

	2016	2017	2018	2019
GAAP Cash flows provided by operating activities	\$68.1	\$107.6	\$125.5	\$160.6
Purchases of property and equipment	(23.2)	(37.8)	(22.8)	(27.6)
Capitalized software development costs	---	---	---	---
Headquarters office facilities costs (net)	---	10.5	---	3.3
Principal payments under capital lease obligations	---	---	(1.6)	(1.7)
<b>Non-GAAP Free cash flow</b>	<b>\$44.9</b>	<b>\$80.3</b>	<b>\$101.1</b>	<b>\$134.6</b>

Note: 2017 & 2019 non-GAAP Free cash flow normalized for headquarters office facility costs (net)

# Revenue by Geographic Area

(\$ in millions)

	2015	2016	2017	2018	2019
United States	115.4	139.7	162.7	185.9	206.6
	70%	71%	70%	67%	64%
Foreign	48.9	58.2	68.1	93.0	115.1
	30%	29%	30%	33%	36%
<b>Total Revenues</b>	<b>\$164.3</b>	<b>\$197.9</b>	<b>\$230.8</b>	<b>\$278.9</b>	<b>\$321.6</b>